

TRITON Global Equity International Mutual Fund

Monthly Summary Report: **30 June 2024**

Summary Risk Indicator



The risk indicator is based on the assumption that you will hold the product for the recommended period of 5 years.

Investment Objective

The Fund investment objective is to provide the unit holder with capital growth, by investing mainly in large-cap companies in both developed and emerging markets. The Fund is actively managed relative to the Benchmark and its purpose is to provide investors with long-term capital growth.

Investment Strategy

The Fund invests mainly in large-cap companies in both developed and emerging markets which in the Management Company's view present attractive valuations or opportunities to increase profits or market shares in the sectors in which they operate. The Fund may also acquire equity securities through certificates of deposit (ADRs, GDRs). The Fund's investment policy does not follow specific geographical or sectoral restrictions. The selection of these stocks is based on a variety of criteria regarding the fundamentals of the selected company, the earnings growth prospects, the quality and effectiveness of management teams and market valuation.

Fund Details

Fund Size (M):	€ 17.368
Net Unit Price:	€ 8.8857
Inception Date:	27/9/1999
Licence Nr.: Gov. Gazette B' 1780/24-09-1999	
Benchmark:	Dow Jones Global Index
Base Currency:	Euro
ISIN:	GRF000091006
Bloomberg Ticker:	HSBCGLE GA
Minimum initial Investment:	€ 1,500
Commission: Subscription up to 0.50%**	
Commission: Redemption 0%	
Management Fee: up to 2.25%	

**Commissions negotiable according to the official commissions pricelist posted on www.triton-am.com

Performance fee

Up to 15% on any positive difference between the performance of the NAV per unit and the performance of the Dow Jones Global Index index. From 01/01/2022 the performance fee will be calculated and paid, if an outperformance has been achieved relative to the benchmark even in periods of negative returns, while it will not be calculated or paid if it underperforms relative to the benchmark, even in periods when the return on the Fund is positive. The performance fee is calculated in accordance with ESMA's guidelines on performance fees in UCITS and certain types of AIFs (34-39-992) as they have been applied and incorporated into the supervisory framework of the Hellenic Capital Market Commission from

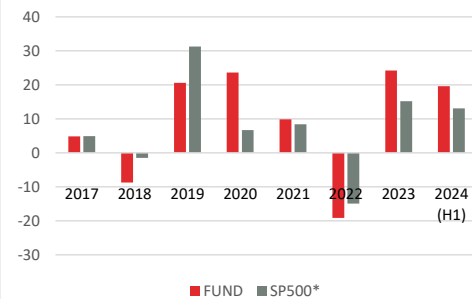
Fund Performance	As of 30/6/2024	Full Calendar year				
Cumulative Performance (%)	YTD	1 Year	3 Years	5 Years	10 Years	Since Inception
TRITON Global Equity	19.63%	26.67%	-	-	-	-
Dow Jones Global Index	13.10%	18.29%	-	-	-	-
<i>Difference</i>	6.53%	8.38%	-	-	-	-

Annualized Performance (%)	3 Years	5 Years	10 Years	Since Inception
TRITON Global Equity	-	-	-	-
Dow Jones Global Index	-	-	-	-
<i>Difference</i>	-	-	-	-

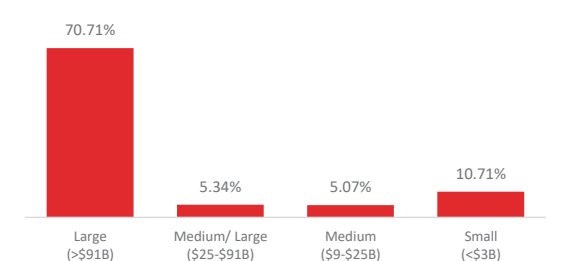
Notes: 1. TRITON American International Equity was renamed TRITON Global Equity International Equity due to a change in its investment objective. Therefore, the returns until 31/12/2021 were achieved under different conditions which do not apply after this date. 2. From 01/01/2022 the new benchmark will be Dow Jones Global Index to replace the GSPCE Index. 3. Returns as of 30/06/2024 (1 Year) are rolling.

The investment advertised concerns the acquisition of units in a fund and not in a given underlying asset.

Price Returns of the Fund

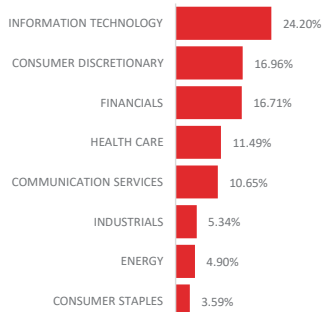


Market Capitalization

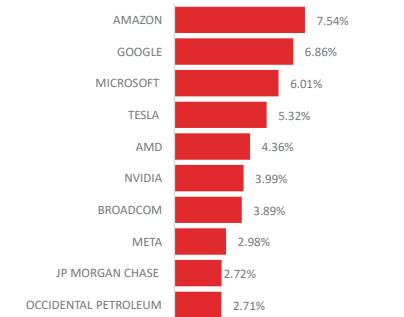


*Notes: 1. From 01/01/2022 the new benchmark will be Dow Jones Global Index to replace the GSPCE Index.

Sector Breakdown



Top 10 Holdings



Derivatives 1.04%

Q2 Commentary

US shares gained in Q2, led higher by the information technology and communication services sectors. Ongoing enthusiasm around AI continued to boost related companies amid some strong earnings and outlook statements. The fund holds significant investments in the artificial intelligence (AI) theme. Among financials, numerous US banks announced plans to increase dividends after passing annual stress tests from the Federal Reserve (Fed). Annual US inflation, eased slightly to 2.6% in May from 2.7% in April. The US labour market remained strong with 272,000 jobs added in May. Eurozone shares moved lower in Q2. Equities fell amid uncertainty caused by the announcement of parliamentary elections in France and dwindling expectations for steep interest rate cuts. The European Central Bank cut interest rates by 25 basis points in early June. However, the scope for further cuts may be limited by sticky inflation. Annual inflation in the euro area was 2.6% in May, up from 2.4% in April. Strength in some Asian markets helped emerging market equities outperform developed markets in Q2. Triton Global Equity recorded a return of 19.63% in Q2 2024 overperforming the relevant index by 6.53%

Management Company
 Triton Asset Management AEDAK
 Licence HCMC 76/26.3.1991
www.triton-am.com

Custodian
 Eurobank SA

Subscriptions
 At our offices
 15 Valaoritou, Athens, 10671
 Tel.: +30 216 500 1800
 Fax: +30 210 364 3855
 Email: info@triton-am.com
 and our Representatives and Intermediates.



TRITON is a signatory of the United Nations-supported Principles for Responsible Investment – an international initiative where investors can collaborate to understand and manage environmental, social and governance related factors in their investment decision making and ownership practices.

www.unpri.org

Key risks

The Mutual Fund is subject to Investment risks and Other associated risks from the techniques and securities it uses to achieve its objective. The table on the right explains how these risks relate to each other and the Outcomes to the Unitholder that could affect an investment in the Mutual Fund.



Investors should also read Risk Descriptions in the Prospectus for a full description of each risk.

Investment risks

Risks from the Sub-Fund's techniques and securities

Market	Credit	Derivatives (Leverage)	Currency
The fund is subject to normal market fluctuations and the risks associated with investing in securities markets. The value of your investment and the income from it may be affected by general economic and political factors as well as industry or company specific factors.	Exchange rate fluctuations may negatively impact the value of investments designated in another currency. Adverse movements in currency exchange rates could result in a decrease in return and a loss of capital. It may not be possible to successfully hedge against the currency risk exposure in all circumstances.	The derivatives market introduces significant levels of complexity, increasing the probability of adverse gains or losses to the fund that holds derivatives. The higher sensitivity to price movements of the underlying asset can asymmetrically affect the price of a derivative that is linked to it.	Exchange rate fluctuations may negatively impact the value of investments designated in another currency. Adverse movements in currency exchange rates could result in a decrease in return and a loss of capital. It may not be possible to successfully hedge against the currency risk exposure in all circumstances.

UCITS DO NOT HAVE A GUARANTEED RETURN AND PREVIOUS PERFORMANCE DOES NOT GUARANTEE FUTURE PERFORMANCE

Copyright© TRITON ASSET MANAGEMENT (GEMI: 832401000), 30 June 2024. ALL RIGHTS RESERVED. No part of this publication may be reproduced, stored in a retrieval system, or transmitted, on any form or by any means, electronic, mechanical, photocopying, recording, or otherwise, without the prior written permission of TRITON ASSET MANAGEMENT.

This document is for informational purposes only and does not provide, contain, or endorse investment advice in any way, nor does it recommend or advise a purchase to anyone in relation to the Fund. Investors should refer to and read the UCITS Prospectus and Key Information Document (PRIIPS KID) before making final investment decisions.