

Quarterly Summary Report: 31 December 2024

Summary Risk Indicator

Lower Risk ← Higher Risk



The risk indicator is based on the assumption that you will hold the product for the recommended period of 5 years.

Investment Objective

TRITON Growth Greek Equity Fund is an open-end Mutual Fund incorporated in Greece. The Fund's objective is to provide investors with long term capital appreciation by investing mainly in stocks listed in the Athens Stock Exchange. The Fund is actively managed relative to the benchmark.

Investment Strategy

The Fund actively invests in companies listed in the Athens Stock Exchange that demonstrate long term growth prospects and satisfy the fundamental criteria of our bottom-up analysis. Additionally, the Fund seeks opportunities from short-term market trends.

Fund Details

Fund Size (M):	€ 92.488
Net Unit Price:	€ 76.3880
Inception Date:	5/8/1991
Licence Nr. Gov. Gazette B'	679/08-08-1991
Benchmark:	ASE Index
Base Currency:	Euro
ISIN:	GRF000087004
Bloomberg Ticker:	HSBCGGE GA
Minimum Investment:	€ 1,500
Commission: Subscription up to	0.50%**
Commission: Redemption	0%
Management Fee: up to	2.25%

** Commissions negotiable according to the official commissions pricelist posted on www.triton-am.com

Performance fee

Up to 15% on any positive difference between the performance of the NAV per unit and the performance of the ASE index.

From 01/01/2022 the performance fee will be calculated and paid, if an outperformance has been achieved relative to the benchmark even in periods of negative returns, while it will not be calculated or paid if it underperforms relative to the benchmark, even in periods when the return on the Fund is positive

The performance fee is calculated in accordance with ESMA's guidelines on performance fees in UCITS and certain types of AIFs (34-39-992) as they have been applied and incorporated into the supervisory framework of the Hellenic Capital Market Commission from 1/1/2022.

Fund Performance As of 31/12/2024

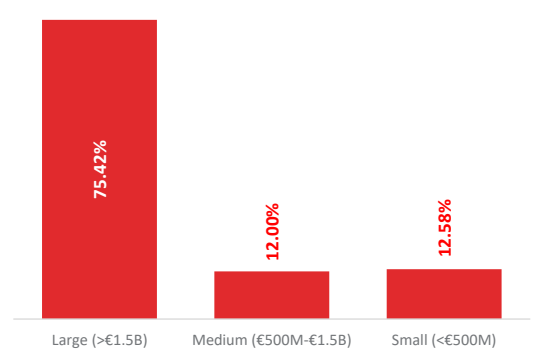
Cumulative Performance (%)	YTD	1 Year	3 Years	5 Years	10 Years	Since Inception *
TRITON Growth Greek Equity	14.59%	14.59%	71.05%	100.81%	233.09%	4368.96%
ASE Index	13.65%	13.65%	64.51%	60.33%	77.89%	47.91%
Difference	0.94%	0.94%	6.54%	40.49%	155.21%	4321.05%

* 1. The since inception cumulative fund's return includes the reinvestment of dividends for the periods of 1992,1993,1994.
2. Returns as of 31/12/2024 (1 Year, 3 Years) are rolling.

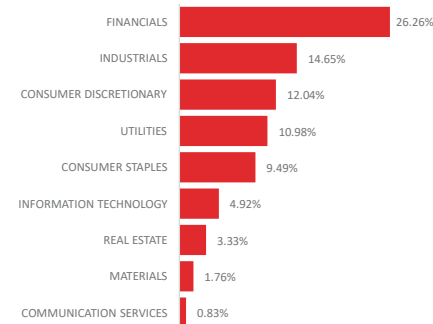
Annualized Performance (%)	3 Years	5 Years	10 Years	Since Inception
TRITON Growth Greek Equity	19.59%	14.96%	12.79%	12.04%
ASE Index	18.05%	9.90%	5.93%	1.18%
Difference	1.54%	5.06%	6.86%	10.86%

The investment concerns the acquisition of units in a fund and not in a given underlying asset.

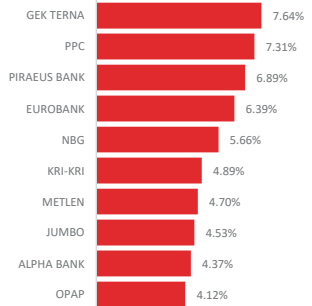
Performance Market Capitalization



Sector Breakdown



Top 10 Holdings



Derivatives 11.15%

Q4 Commentary

Greek equities traded within a range throughout the year, consolidating after a two-year rally and the placements that occurred in 2024, which increased supply. We continue to maintain a positive outlook on the broader picture and interpret this price action as a healthy transition or consolidation phase. In our view, the fundamental story remains robust. The macroeconomic environment is healthy, with incoming data supporting an estimated growth rate of 2.3–2.5% for 2024. Fiscal discipline has also been strong, with the primary surplus for the period January–August 2024 reaching EUR 7.5 billion, significantly exceeding the target of EUR 3.3 billion. A solid economic rebound, coupled with measures against tax evasion, has bolstered tax collection. Furthermore, recent credit rating upgrades have led to a further narrowing of Greek Government Bond (GGB) spreads relative to German Bunds, reaching 100 basis points and approaching pre-global financial crisis levels. Additionally, Greece's convenient debt profile and the attractive valuation of Greek equities—featuring a 2024 market P/E ratio of 7.7x, which is significantly discounted relative to European peers—underscore the market's appeal. ASE index had a positive performance of +13.65% for 2024 while FTSE Banks outperformed and reached +21.1% for the same period. Triton Growth Greek Equity recorded a return of +14.59%, outperforming its index by 0.94 percentage points.

Management Company

Triton Asset Management AEDAK
Licence HCMC 76/26.3.1991
www.triton-am.com

Custodian

Eurobank SA

Subscriptions

At our offices
15 Valaoritou, Athens, 10671
Tel.: +30 216 500 1800
Fax: +30 210 364 3855
Email: info@triton-am.com
and our Representatives and Intermediates.



TRITON is a signatory of the United Nations-supported Principles for Responsible Investment – an international initiative where investors can collaborate to understand and manage environmental, social and governance related factors in their investment decision making and ownership practices.

www.unpri.org

Key risks

The Mutual Fund is subject to Investment risks and Other associated risks from the techniques and securities it uses to achieve its objective. The table on the right explains how these risks relate to each other and the Outcomes to the Unitholder that could affect an investment in the Mutual Fund.



Investors should also read Risk Descriptions in the Prospectus for a full description of each risk.

Investment risks

Risks from the Sub-Fund's techniques and securities

Market	Liquidity	Derivatives (Leverage)	Single Region/Country Risk:
The fund is subject to normal market fluctuations and the risks associated with investing in securities markets. The value of your investment and the income from it may be affected by general economic and political factors as well as industry or company specific factors.	The fund operates in a market characterized by low trade volumes and securities that may become illiquid. This results in a higher risk of losses due to reduced trading speed/efficiency and sharper price fluctuations.	The derivatives market introduces significant levels of complexity, increasing the probability of adverse gains or losses to the fund that holds derivatives. The higher sensitivity to price movements of the underlying asset can asymmetrically affect the price of a derivative that is linked to it.	As the Fund is a specialized country-specific or geographical regional fund, the investment bears more risk than a more globally diversified portfolio.

UCITS DO NOT HAVE A GUARANTEED RETURN AND PREVIOUS PERFORMANCE DOES NOT GUARANTEE FUTURE PERFORMANCE

Copyright© TRITON ASSET MANAGEMENT (GEMI: 832401000), 31 December 2024. ALL RIGHTS RESERVED. No part of this publication may be reproduced, stored in a retrieval system, or transmitted, on any form or by any means, electronic, mechanical, photocopying, recording, or otherwise, without the prior written permission of TRITON ASSET MANAGEMENT.

This document is for informational purposes only and does not provide, contain, or endorse investment advice in any way, nor does it recommend or advise a purchase to anyone in relation to the Fund. Investors should refer to and read the UCITS Prospectus and Key Investor Information (PRIIS KID) before making final investment decisions