

TRITON Pan-European International Equity Mutual Fund

Quarterly Summary Report: 31 December 2024

Summary Risk Indicator

Lower Risk ← Higher Risk



The risk indicator is based on the assumption that you will hold the product for the recommended period of 5 years.

Investment Objective

The investment objective of the Pan-European International Equity Mutual Fund is to provide the unit holder with capital growth, by investing mainly in stocks of the European Markets. The Fund is actively managed relative to the Benchmark and its purpose is to provide investors with long-term capital growth.

Investment Strategy

The Fund invests mainly in large-cap and liquid stocks of companies listed in main European Markets. The selection of these stocks is based on a variety of criteria regarding the fundamentals of the selected company, the earnings growth prospects, the quality and effectiveness of management teams and market valuation.

Fund Details

Fund Size (M):	€ 8.446
Net Unit Price:	€ 4.5378
Inception Date:	2/10/2000
Licence Nr. Gov. gazette. B' 99/09-08-2000	
Benchmark:	STOXX Europe 50 Pr. EUR
Base Currency:	Euro
ISIN:	GRF000092004
Bloomberg Ticker:	HSBCPEI GA
Minimum initial Investment:	€ 1,500
Commission: Subscription up to 0.50%**	
Commission: Redemption 0%	
Management Fee: up to 2.25%	

**Commissions negotiable according to the official commissions pricelist posted on www.triton-am.com

Performance fee

Up to 15% on any positive difference between the performance of the NAV per unit and the performance of the STOXX Europe 50 Price EUR index. From 01/01/2022 the performance fee will be calculated and paid, if an outperformance has been achieved relative to the benchmark even in periods of negative returns, while it will not be calculated or paid if it underperforms relative to the benchmark, even in periods when the return on the Fund is positive. The performance fee is calculated in accordance with ESMA's guidelines on performance fees in UCITS and certain types of AIFs (34-39-992) as they have been applied and incorporated into the supervisory framework of the Hellenic Capital Market Commission from 1/1/2022.

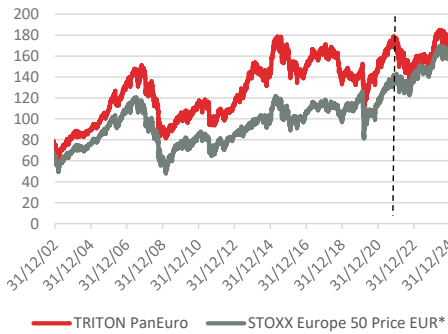
Fund Performance	As of 31/12/2024		Full Calendar year			
	Cumulative Performance (%)	YTD	1 Year	*3 Years	*5 Years	*10 Years
TRITON Pan-European	5.93%	5.93%	-2.38%	18.39%	17.33%	69.78%
STOXX Europe 50 Price EUR	5.26%	5.26%	-	-	-	-
<i>Difference</i>	<i>0.67%</i>	<i>0.67%</i>	<i>-</i>	<i>-</i>	<i>-</i>	<i>-</i>

Annualized Performance (%)	*3 Years	*5 Years	*10 Years	*Since Inception
TRITON Pan-European	-0.80%	3.43%	1.61%	2.28%
STOXX Europe 50 Price EUR	-	-	-	-
<i>Difference</i>	<i>-</i>	<i>-</i>	<i>-</i>	<i>-</i>

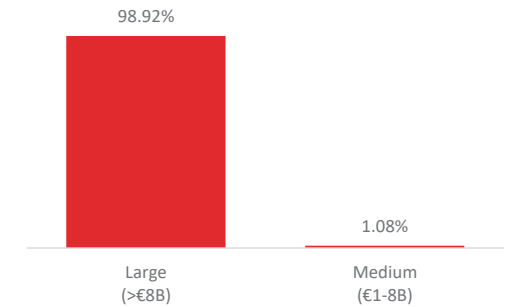
*Notes: 1. From 01/01/2022 the new benchmark will be STOXX Europe 50 Price EUR to replace the FTSE World Index Europe.
2. Returns as of 30/09/2023 (1 Year) are rolling.

The investment advertised concerns the acquisition of units in a fund and not in a given underlying asset.

Performance

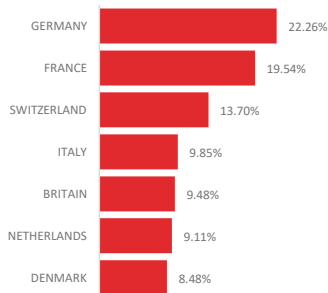


Market Capitalization

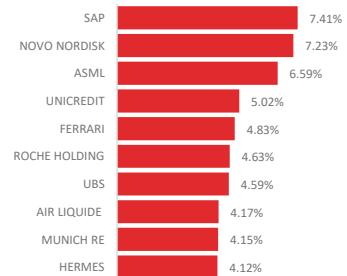


*Notes: 1. From 01/01/2022 the new benchmark will be STOXX Europe 50 Price EUR to replace the FTSE World Index Europe.

Geographic Exposure



Top 10 Holdings



Derivatives 0.00%

Q4 Commentary

In Q4 2024, European stock markets recorded a return of -3.24% according to the "Stoxx Europe 50" index (the 50 largest European stocks). The main reasons for the downward movement were Trump's election (early November) and the potential imposition of tariffs on imports from China and Europe. This created uncertainty in European markets due to the possibility of primarily affecting the automotive industry. A secondary reason was the sudden announcement of parliamentary elections in France and the uncertainty it created regarding the fiscal policy that France would follow. The ECB continued to reduce interest rates in October and December, while the PMI services indices in November showed that the economy was displaying signs of growth again despite the aforementioned political uncertainty (U.S., France). The Triton Pan-European mutual fund recorded a return of +5.93% in 2024. The benchmark index "Stoxx Europe 50" recorded a return of +5.26% during the same period.

Management Company
 Triton Asset Management AEDAK
 Licence HCMC 76/26.3.1991
www.triton-am.com

Custodian
 Eurobank SA

Subscriptions
 At our offices
 15 Valaoritou, Athens, 10671
 Tel.: +30 216 500 1800
 Fax: +30 210 364 3855
 Email: info@triton-am.com
 and our Representatives and
 Intermediates.



TRITON is a signatory of the United Nations-supported Principles for Responsible Investment – an international initiative where investors can collaborate to understand and manage environmental, social and governance related factors in their investment decision making and ownership practices.

www.unpri.org

Key risks

The Mutual Fund is subject to Investment risks and Other associated risks from the techniques and securities it uses to achieve its objective. The table on the right explains how these risks relate to each other and the Outcomes to the Unitholder that could affect an investment in the Mutual Fund.



Investors should also read Risk Descriptions in the Prospectus for a full description of each risk.

Investment risks

Risks from the Sub-Fund's techniques and securities

Market	Liquidity	Derivatives (Leverage)	Credit
The fund is subject to normal market fluctuations and the risks associated with investing in securities markets. The value of your investment and the income from it may be affected by general economic and political factors as well as industry or company specific factors.	The fund operates in a market characterized by low trade volumes and securities that may become illiquid. This results in a higher risk of losses due to reduced trading speed/efficiency and sharper price fluctuations.	The derivatives market introduces significant levels of complexity, increasing the probability of adverse gains or losses to the fund that holds derivatives. The higher sensitivity to price movements of the underlying asset can asymmetrically affect the price of a derivative that is linked to it.	Exchange rate fluctuations may negatively impact the value of investments designated in another currency. Adverse movements in currency exchange rates could result in a decrease in return and a loss of capital. It may not be possible to successfully hedge against the currency risk exposure in all circumstances.

UCITS DO NOT HAVE A GUARANTEED RETURN AND PREVIOUS PERFORMANCE DOES NOT GUARANTEE FUTURE PERFORMANCE

Copyright© TRITON ASSET MANAGEMEN (GEMI: 832401000), 31 December 2024. ALL RIGHTS RESERVED. No part of this publication may be reproduced, stored in a retrieval system, or transmitted, on any form or by any means, electronic, mechanical, photocopying, recording, or otherwise, without the prior written permission of TRITON ASSET MANAGEMENT.

This document is for informational purposes only and does not provide, contain, or endorse investment advice in any way, nor does it recommend or advise a purchase to anyone in relation to the Fund. Investors should refer to and read the UCITS Prospectus and Key Information Document (PRIIPS KID) before making final investment decisions.