

TRITON Income Bond Developed Countries Mutual Fund

Quarterly Summary Report: 31 March 2025

Summary Risk Indicator



The risk indicator is based on the assumption that you will hold the product for the recommended period of 5 years.

Investment Objective

The Fund's investment objective is to provide the unit holder with income and capital growth, by investing mainly in euro-denominated bonds of developed economies, in liquidity products, and to a lesser extent (no more than 10% of its assets) in shares. The Fund is actively managed and its purpose is to provide investors with long-term capital growth.

Investment Strategy

The fund mainly invests in fixed interest securities in euro, issued by EU country-members, organizations, financial institutions and corporations. The fund seeks to maximize total return and is not tethered to any benchmark. The investment team is focused on fundamental analysis to generate investment ideas, but also monitors the short-term movements of the market and conduct ongoing review of portfolio performance and risk characteristics.

Fund Details

Fund Size (M):	€ 36.668
Net Unit Price:	€ 9.2406
Inception Date:	1/6/1992
Licence Nr.:	Gov. Gazette B' 239/18-05-1992
Benchmark:	Blended
Base Currency:	Euro
ISIN:	GRF000088002
Bloomberg Ticker:	HSBCIGB GA
Minimum initial Investment:	€ 1,500
Commission: Subscription up to 0.30%**	
Commission: Redemption 0%	
Management Fee: up to 1.25%	

**Commissions negotiable according to the official commissions pricelist posted on www.triton-am.com

Fund Performance

Cumulative Performance (%)

TRITON Income Bond Developed Countries

YTD

-0.56%

1 Year

2.24%

3 Years

5.45%

Full Calendar year

3 Years

2.02%

5 Years

5.64%

10 Years

-

LBEATREU Index

-0.90%

2.05%

-4.53%

-

-

-

Difference

0.34%

0.19%

9.97%

-

-

-

Annualized Performance (%)

TRITON Income Bond Developed Countries

2.24%

1.78%

2.24%

-

-

LBEATREU Index

2.05%

-1.53%

-

-

-

Difference

0.19%

3.32%

-

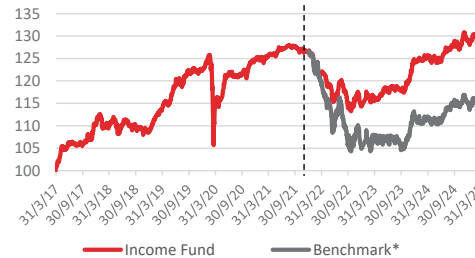
-

-

Notes: 1. The TRITON Income Euro Bond Developed Countries is renamed to TRITON Income Bond Developed Countries according to 305/8.11.2018 decision of the Hellenic Capital Market Commission. 2. From 01/01/2022 the fund has adopted the LBEATREU Index. 3. Until the year 2021, the Benchmark was the 12-month Euribor increased by 0.50% on an annual basis. 3. Returns as of 31/3/2025 (1 Year, 3 Years) are rolling.

The investment advertised concerns the acquisition of units in a fund and not in a given underlying asset.

Performance

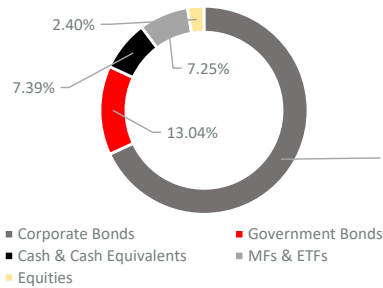


*Notes: 1. From 01/01/2022 the mutual fund has adopted a new Blended Index. For more information refer to the PRIIPS KID.

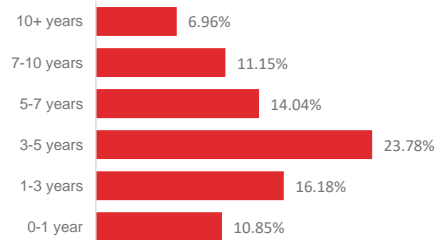
Fund Statistics

Standard Deviation (3Yrs daily, annual.%)	3.68
Effective Maturity (in years)	5.00
Modified Duration	3.41
Coupon (%)	2.33
Yield to Maturity (%)	6.31

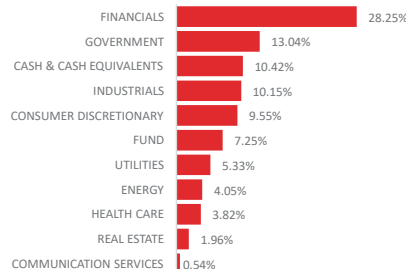
Asset Exposure



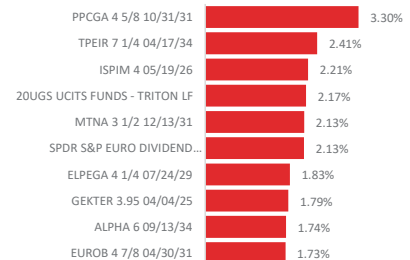
Years to Maturity



Sector Breakdown



Top Holdings



DERIVATIVES 23.50%

Performance fee

Up to 15% on any positive difference between the performance of the NAV per unit and the performance of the index.

From 01/01/2022 the performance fee will be calculated and paid, if an outperformance has been achieved relative to the benchmark even in periods of negative returns, while it will not be calculated or paid if it underperforms relative to the benchmark, even in periods when the return on the Fund is positive

The performance fee is calculated in accordance with ESMA's guidelines on performance fees in UCITS and certain types of AIFs (34-39-992) as they have been applied and incorporated into the supervisory framework of the Hellenic Capital Market Commission from 1/1/2022.

Management Company

Triton Asset Management AEDAK
Licence HCMC 76/26.3.1991
www.triton-am.com

Custodian

Eurobank SA

Subscriptions

At our offices
15 Valaoritou, Athens, 10671
Tel.: +30 216 500 1800
Fax: +30 210 364 3855
Email: info@triton-am.com
and our Representatives and Intermediates.



TRITON is a signatory of the United Nations-supported Principles for Responsible Investment – an international initiative where investors can collaborate to understand and manage environmental, social and governance related factors in their investment decision making and ownership practices.

www.unpri.org

Q1 Commentary

The inauguration of Donald Trump as U.S. president and the subsequent policy uncertainty prevailed throughout the first quarter of 2025. Tariff announcements were almost a daily occurrence, with immediate market reactions. The potential economic impact and ambiguity surrounding the outcomes of several trade reviews weighed heavily on sentiment. Confidence in the U.S. economy, in particular, bore the brunt of this uncertainty. By the end of the quarter, estimates projected negative GDP growth for the U.S. in Q1, while rising inflation expectations sparked concerns over stagflation. Optimism, however, remained strong in certain regions, most notably in Europe, supported by plans for significant fiscal loosening. A more proactive fiscal stance also lifted hopes for economic recovery in China.

Central banks remained vigilant amid the uncertain outlook but continued with a data-dependent approach while awaiting greater clarity. The Federal Reserve kept the federal funds target range unchanged at 4.25%–4.50% during the first quarter. The European Central Bank continued its monetary easing efforts, cutting rates at both the January and March meetings, while the Governing Council reiterated that the disinflation process was "well on track."

Core developed market sovereign yields rose in Q1—except for U.S. Treasuries, which experienced the steepest declines. Ten-year U.S. Treasury bond yields surged by approximately 120 basis points from their September lows to around 4.8% on January 14, 2025, amid strong U.S. growth expectations and a hawkish Federal Reserve stance in December, which signaled fewer rate cuts. However, yields declined thereafter due to signs of a slowing U.S. economy. Meanwhile, 10-year German Bund yields remained relatively range-bound in January and February, but posted their biggest single-day jump since 1990 on March 5, 2025, following Germany's announcement of major defense investments.

In credit markets, global high-yield (HY) spreads widened the most during Q1 2025, primarily driven by an increase in U.S. HY spreads. In contrast, global investment-grade (IG) spreads remained largely stable, with U.S. IG widening and euro-denominated IG tightening. January saw spread compression across both IG and HY in USD and EUR credit markets. However, U.S. HY spreads widened significantly in March.

TRITON Income Fund posted a negative return of -0.56% in Q1 2025, outperforming its reference benchmark, which returned -0.90%.

Key risks

The Mutual Fund is subject to Investment risks and Other associated risks from the techniques and securities it uses to achieve its objective. The table on the right explains how these risks relate to each other and the Outcomes to the Unitholder that could affect an investment in the Mutual Fund.



Investors should also read Risk Descriptions in the Prospectus for a full description of each risk.

Investment risks

Risks from the Sub-Fund's techniques and securities

Interest Rate	Market	Credit	Derivatives (Leverage)
By investing the majority of its holdings in bonds and fixed-income assets, the fund is exposed to interest rate risk, defined as the risk of decreased returns and loss of capital as a result of interest rate increases.	The fund is subject to normal market fluctuations and the risks associated with investing in securities markets. The value of your investment and the income from it may be affected by general economic and political factors as well as industry or company specific factors.	An important part of the investment is held in debt securities, which are characterized by strong asymmetry of returns. They combine the probability of small return from the interest rate fluctuation with the probability of loss much of the investment due to inability to meet obligations of the issuer.	The derivatives market introduces significant levels of complexity, increasing the probability of adverse gains or losses to the fund that holds derivatives. The higher sensitivity to price movements of the underlying asset can asymmetrically affect the price of a derivative that is linked to it.

UCITS DO NOT HAVE A GUARANTEED RETURN AND PREVIOUS PERFORMANCE DOES NOT GUARANTEE FUTURE PERFORMANCE

Copyright© TRITON ASSET MANAGEMENT (GEMI: 832401000), 31 March 2025. ALL RIGHTS RESERVED. No part of this publication may be reproduced, stored in a retrieval system, or transmitted, in any form or by any means, electronic, mechanical, photocopying, recording, or otherwise, without the prior written permission of TRITON ASSET MANAGEMENT.

This document is for informational purposes only and does not provide, contain, or endorse investment advice in any way, nor does it recommend or advise a purchase to anyone in relation to the Fund. Investors should refer to and read the UCITS Prospectus and Key Information Document (PRIIPS KID) before making final investment decisions.