

# INCOMETRIC FUND

## Triton (LF) Global Balanced (Class A)

UCITS FCP

Quarterly Summary Report: 31 March 2025



The risk indicator is based on the assumption that you will hold the product for the recommended period of 3 years.

**Morningstar Rating™**

Overall



As of 31/3/2025

**Investment Objective**

To provide investors with income and long-term growth of capital. The Fund is actively managed and combines a global, value-based selection approach with a multi-asset allocation strategy, unrelated to benchmark constraints.

**Investment Strategy**

The Fund focuses on a portfolio of equities and bonds. The strategic allocation is characterized by flexibility and selectivity based on the disciplined analysis of fundamental data. In times of market uncertainty the Fund can maintain higher cash levels in order to protect its performance.

**Fund Details**

Fund size (M):	€ 52.538
Net Unit Price:	€ 13.2000
Inception Date:	17/8/2016
Base Currency:	EUR
ISIN:	LU1389122992
Bloomberg Ticker:	INGBLA LX
Minimum initial investment:	€ 20,000
Minimum additional investment:	€ 10,000
Commission: Subscription up to 0.30%*	
Redemption 0%, negotiable	

\* Commissions negotiable according to the official commissions pricelist posted on [www.triton-am.com](http://www.triton-am.com)

**Performance fee**

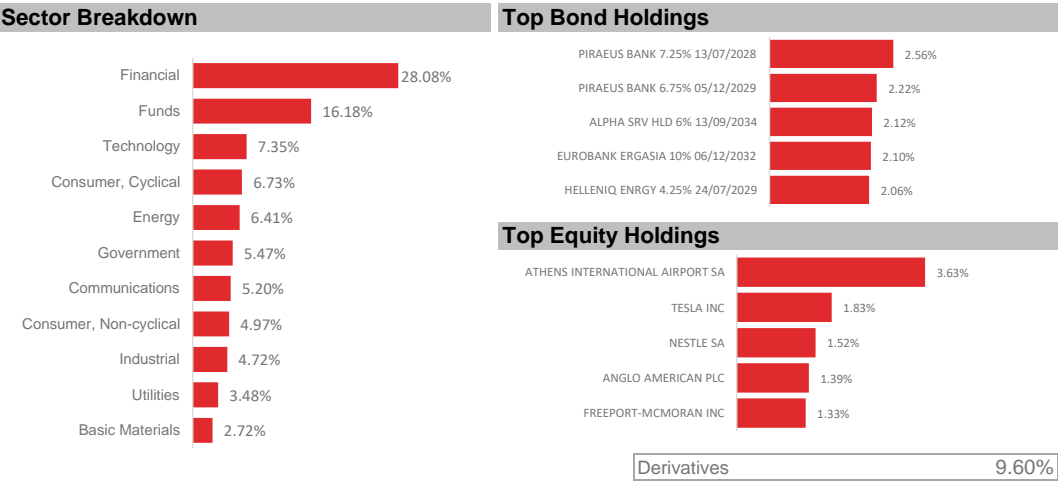
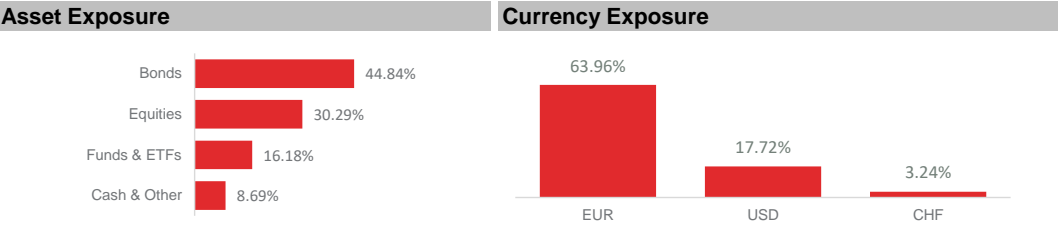
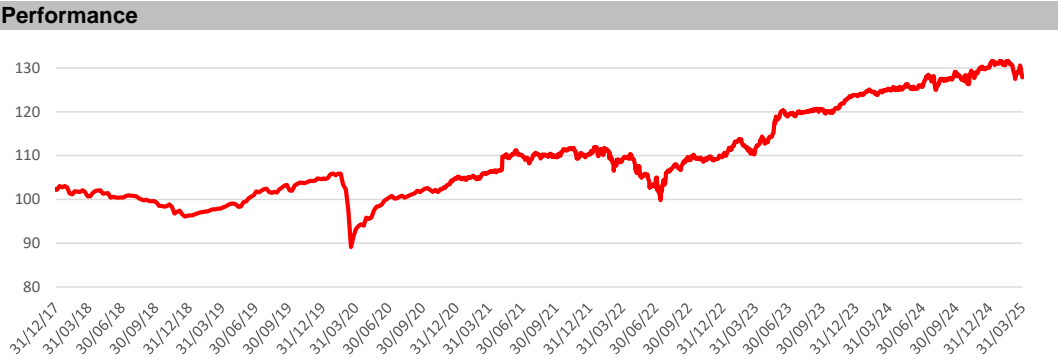
15% of the outperformance if the performance exceeds Hurdle Rate (Main Refinancing Operations Rate of the European Central Bank plus 0.50% per annum). The performance fee will be paid yearly if the return at the end of the performance period exceeds the Hurdle Rate. Any underperformance or loss previously incurred during the life of the Sub Fund should be recovered before a Performance Fee becomes payable. The performance fee will be calculated separately per Class of Units.

The performance fee is calculated in accordance with ESMA's guidelines on performance fees in UCITS and certain types of AIFs (34-39-992) from 1/1/2022.

Fund Performance	As of 31/3/2025			Full Calendar Year		
Cumulative Performance (%)	YTD	1 Year	Since Inception	3 Years	5 Years	10 Years
INCOMETRIC FUND Triton (LF) Global Balanced Fund (Class A)	-1.98%	2.08%	29.39%	18.38%	24.66%	-

Notes: 1. From 16/11/2020 the weekly calculation period of NAV changed to daily. 2. Returns as of 31/03/2025 are rolling.

The investment advertised concerns the acquisition of units in a fund and not in a given underlying asset.



**Q1 Commentary**

The first quarter of 2025 was marked by significant volatility in global financial markets, largely influenced by trade policies and geopolitical developments. The declaration of plans to re-impose broad tariffs by President Trump spooked markets. S&P 500 dropped ~4.6%, the worst quarterly performance since 2022. Renewed concerns over stagflation (stagnant growth + inflation) weighed heavily on growth-oriented sectors. The Fed maintained a cautious stance, keeping rates higher for longer amid sticky inflation. Meanwhile, the ECB and BoJ signaled potential easing, reflecting weaker growth outlooks. This created a favorable carry trade environment for non-dollar assets. The Russell 2000 (small caps) underperformed large caps, a classic signal of rising recession fears. Volatility (VIX) spiked above 25 briefly, indicating a sharp uptick in hedging demand. In Europe, FTSE 100 and Stoxx 600 gained ~3–5% benefiting from defense spending and expectations of ECB stimulus and cheaper valuations + stronger fiscal support drove rotation into EU assets. In China, Hang Seng Index rose 7%, & Shanghai Composite +5%. Rebound fueled by AI-driven retail speculation and fresh stimulus promises although underlying fundamentals remain fragile (e.g., property sector stress still lingers). In Japan Nikkei 225 declined -2.1% with export-sensitive sectors hurt by a yen rally and global demand concerns. BoJ's hawkish surprise in January had lingering effects on equities. In Fixed income strong demand for safe assets led to gains in longer-dated bonds. 10-year yield US Treasury fell from 4.25% to 3.9%, boosting total return of ~2.9% on aggregate indexes. Gold recorded new high due to inflation hedge and geopolitical stress. Oil declined to 58\$/barrel reflecting slowing global demand especially in China. In this context, the TRITON LF Global Balanced fund ended at -1.98% at the end of the first quarter.

**Management Company**  
Adepa Asset Management S.A.

**Investment Manager**  
Triton Asset Manafement AEDAK

**Custodian**  
Quintet Luxembourg

**Subscriptions**  
At our offices:  
15, Valaoritou St, Athens 10671  
Tel.: +30 216 500 1800  
Fax: +30 210 3643 855  
Email: [info@triton-am.com](mailto:info@triton-am.com)  
and at our Representatives

**Sustainability-related disclosure:** The Sub-Fund is categorized under article 6 of SFDR. For further information, please refer to the relevant sections of the prospectus.



*TRITON is a signatory of the United Nations-supported Principles for Responsible Investment – an international initiative where investors can collaborate to understand and manage environmental, social and governance related factors in their investment decision making and ownership practices.*

[www.unpri.org](http://www.unpri.org)

**Key risks**

The Sub-Fund is subject to Investment risks and Other associated risks from the techniques and securities it uses to to achieve its objective. The table on the right explains how these risks relate to each other and the Outcomes to the Unitholder that could affect an investment in the Sub-Fund.



Investors should also read Risk Descriptions in the Prospectus for a full description of each risk.

**Investment risks**

Risks from the Sub-Fund's techniques and securities			
Credit	Liquidity	Derivatives (Leverage)	Currency
The potential loss arising from the uncertainty on an issuer's ability or willingness to repay a loan or meet contractual obligations. This risk is heightened in a market environment, where interest rates are rising, as well as in connection with the Fund's investments in non-investment grade fixed income securities.	The fund operates in a market characterized by low trade volumes and securities that may become illiquid. This results in a higher risk of losses due to reduced trading speed/efficiency and sharper price fluctuations.	The derivatives market introduces significant levels of complexity, increasing the probability of adverse gains or losses to the fund that holds derivatives. The higher sensitivity to price movements of the underlying asset can asymmetrically affect the price of a derivative that is linked to it.	Exchange rate fluctuations may negatively impact the value of investments designated in another currency. Adverse movements in currency exchange rates could result in a decrease in return and a loss of capital. It may not be possible to successfully hedge against the currency risk exposure in all circumstances.

TRITON (LF) GLOBAL BALANCED IS A SUBFUND OF INCOMETRIC CAPITAL UCITS FCP, REGISTERED UNDER PART I OF THE LUXEMBOURG LAW ON COLLECTIVE INVESTMENT UNDERTAKINGS (UCITS-IV) OF DECEMBER 17, 2010 (UCITS-IV)

UCITS DO NOT HAVE A GUARANTEED RETURN AND PREVIOUS PERFORMANCE DOES NOT GUARANTEE FUTURE PERFORMANCE

The since inception performance shown represents the latest historical performance of the Fund. The fund was launched on the 17th of August 2016. This document does not constitute an offering of any security, product, service of the Fund. This document is for information purposes only and may not be relied upon by you in evaluating the merits of investing in the Fund. The purchase of interests in the Fund is suitable only for investors for whom an investment in the Fund does not constitute a complete investment program and who fully understand and are willing to assume the risks involved in the Fund's investment program. There are no assurances that the stated investment objectives of the Fund will be met. Investments in third party funds: There shall be duplication of management fees and other operating fund related expenses, each time the Fund invests in other UCIS and/or UCITS. The summary/prices/quotes/statistics in this document have been obtained from sources deemed to be reliable, but we do not guarantee their accuracy or completeness. Information contained herein is subject to change without notice.

This document is for informational purposes only and does not provide, contain, or endorse investment advice in any way, nor does it recommend or advise a purchase to anyone in relation to the Fund. Investors should refer to and read the UCITS Prospectus and Key Investor Information (KID) before making final investment decisions.

**GENERAL DISCLOSURES**  
© 2025 Morningstar, Inc. All rights reserved. The information contained herein: (1) is proprietary to Morningstar and/or its content providers; (2) may not be copied or distributed; and (3) is not warranted to be accurate, complete, or timely. Neither Morningstar nor its content providers are responsible for any damages or losses arising from any use of this information. Past performance is no guarantee of future results. Morningstar Rating is for the A share class only; other classes may have different performance characteristics.