

Quarterly Summary Report: **31 December 2025**

Summary Risk Indicator



The risk indicator is based on the assumption that you will hold the product for the recommended period of 3 years.

Investment Objective

To provide investors with income and long-term growth of capital. The Fund combines a global, value-based selection approach with a multi-asset allocation strategy, unrelated to benchmark constraints. The Fund is actively managed relative to the benchmark.

Investment Strategy

The Fund focuses on a portfolio of equities and bonds. The strategic allocation is characterized by flexibility and selectivity based on the disciplined analysis of fundamental data. In times of market uncertainty the Fund can maintain higher cash levels in order to protect its performance

Fund Details

Fund Size (M):	€ 31.218
Net Unit Price:	€ 12.772
Inception Date:	30/09/1994
Licence Nr.	Gov. Gazette B' 675/08-09-1994
Benchmark:	Blended Index
Base Currency:	Euro
ISIN:	GRF000090008
Bloomberg Ticker:	HSBCGRB GA
Minimum initial Investment:	€ 1,500
Commission: Subscription up to 0.30%**	
Commission: Redemption 0%	
Management Fee: up to 1.25%	

**Commissions negotiable according to the official commissions pricelist posted on www.triton-am.com

Performance fee

Up to 15% on any positive difference between the performance of the NAV per unit and the performance of the Blended Index. From 01/01/2022 the performance fee will be calculated and paid, if an outperformance has been achieved relative to the benchmark even in periods of negative returns, while it will not be calculated or paid if it underperforms relative to the benchmark, even in periods when the return on the Fund is positive. The performance fee is calculated in accordance with ESMA's guidelines on performance fees in UCITS and certain types of AIFs (34-39-992) as they have been applied and incorporated into the supervisory framework of the Hellenic Capital Market Commission from 1/1/2022.

Fund Performance

Cumulative Performance (%)	As of 31/12/2025			Full Calendar year		
	YTD	1 Year	3 Years	3 Years	5 Years	10 Years
TRITON Balanced Fund	9.02%	9.02%	30.84%	30.84%	44.97%	66.06%
Composite Index	3.94%	3.94%	29.45%	-	-	-
Difference	5.09%	5.09%	1.40%	-	-	-

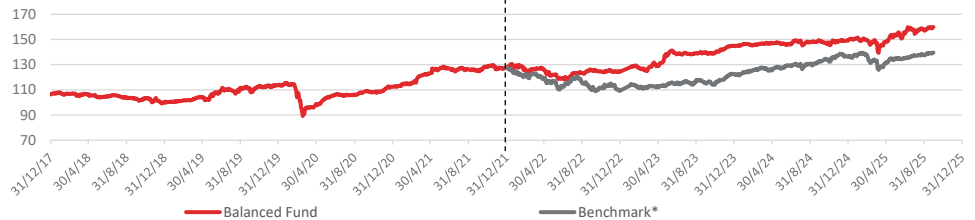
Annualized Performance (%)	1 Yr	3 Yrs	5 Yrs	10 Yrs	Since Inception
TRITON Balanced Fund	9.02%	9.37%	7.71%	5.20%	4.77%
Composite Index	3.94%	8.98%	-	-	-
Difference	5.09%	0.39%	-	-	-

*Notes: For more information please refer to the mutual fund's PRIIPs KID

2. Returns as of 31/12/2025 (1 Year, 3 Years) are rolling.

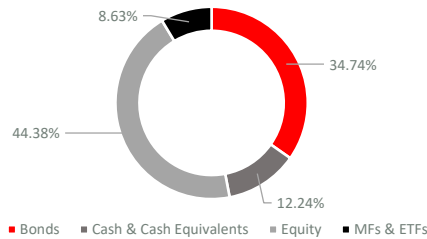
The investment advertised concerns the acquisition of units in a fund and not in a given underlying asset.

Performance

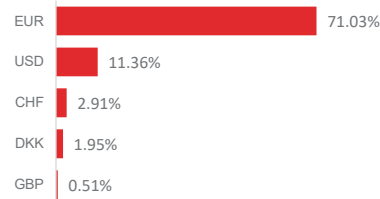


In 01/01/2022, the fund started following a blended index.

Asset Exposure



Currency Exposure



Top Bond Holdings

ELPEGA 4 1/4 07/24/29	4.30%
TPEIR 6 3/4 12/05/29	2.82%
ALPHA 6 09/13/34	2.07%
ETEGA 8 01/03/34	1.78%
TPEIR 7 1/4 04/17/34	1.75%

Top Equity Holdings

EURONEXT NV	6.77%
QUALCO GROUP S.A.	4.19%
AKTOR S.A. HOLDING COMPANY TECHNICAL AND..	3.01%
RHEINMETALL AG	3.00%
ZURICH INSURANCE GRP(NOM)	2.07%

DERIVATIVES	14.09%
-------------	--------

Q4 Commentary

2025 unfolded as a broad risk-on year, with resilient global growth and easing inflation reinforcing expectations for looser monetary policy and supporting both valuations and earnings. Equity markets performed strongly, led by the U.S., with solid gains also recorded in Europe and selective outperformance in Asia linked to the global technology cycle. Monetary policy was the key anchor: the Fed pivoted decisively toward easing, the ECB remained steady, and the Bank of Japan continued gradual normalization, creating elevated but constructive cross-asset and regional dispersion. Episodic macro shocks most notably trade policy tensions and U.S. fiscal disruptions triggered temporary volatility but did not derail the year-end rally. Fixed income benefited from improving inflation dynamics and lower rate expectations, while real assets diverged, with falling energy prices acting as a disinflationary force and gold delivering exceptional gains as a hedge. In this context, the TRITON Balanced Fund achieved a return of +9.02%, while the fund's benchmark index recorded a return of +3.94% during the same period.

UCITS DO NOT HAVE A GUARANTEED RETURN AND PREVIOUS PERFORMANCE DOES NOT GUARANTEE FUTURE PERFORMANCE

Management Company
Triton Asset Management AEDAK
Licence HCMC 76/26.3.1991
www.triton-am.com

Custodian
Eurobank SA

Subscriptions
At our offices
15 Valaoritou, Athens, 10671
Tel.: +30 216 500 1800
Fax: +30 210 364 3855
Email: info@triton-am.com
and our Representatives and
Intermediates.



TRITON is a signatory of the United Nations-supported Principles for Responsible Investment – an international initiative where investors can collaborate to understand and manage environmental, social and governance related factors in their investment decision making and ownership practices.

www.unpri.org

Key risks

The Mutual Fund is subject to Investment risks and Other associated risks from the techniques and securities it uses to achieve its objective. The table on the right explains how these risks relate to each other and the Outcomes to the Unitholder that could affect an investment in the Mutual Fund.



Investors should also read Risk Descriptions in the Prospectus for a full description of each risk.

Investment risks

Risks from the Sub-Fund's techniques and securities

Credit	Liquidity	Counterparty	Derivatives (Leverage)
An important part of the investment is held in debt securities, which are characterized by strong asymmetry of returns. They combine the probability of small return from the interest rate fluctuation with the probability of loss much of the investment due to inability to meet obligations of the issuer.	Attempting to liquidate a security in a market where there is no corresponding demand, it may cause large fluctuations at the price of the title. Highly traded securities pose less risk liquidity.	The fund could lose money if an entity with which it does business becomes unwilling or unable to honor its commitments to the Sub-Fund.	The market risk in derived products is larger and more complex. The big price volatility of a derivative financial instrument due to the fact that a small movement in the price of the underlying security, index, can lead to a significant move in the price of the derivative instrument.

UCITS DO NOT HAVE A GUARANTEED RETURN AND PREVIOUS PERFORMANCE DOES NOT GUARANTEE FUTURE PERFORMANCE

Copyright© TRITON ASSET MANAGEMENT (GEMI: 832401000), 31 December 2025. ALL RIGHTS RESERVED. No part of this publication may be reproduced, stored in a retrieval system, or transmitted, on any form or by any means, electronic, mechanical, photocopying, recording, or otherwise, without the prior written permission of TRITON ASSET MANAGEMENT.

This document is for informational purposes only and does not provide, contain, or endorse investment advice in any way, nor does it recommend or advise a purchase to anyone in relation to the Fund. Investors should refer to and read the UCITS Prospectus and Key Information Document (PRIIPS KID) before making final investment decisions.